


Presentation Overview


Construction Updates

Bond Financial Report Update

**Projected Board Action Dates on
Remaining Projects**

**Bond Completion Status Schools &
Projects**






Construction Updates

- Ø Boyd
- Ø Lake
- Ø Raines
- Ø Sykes
- Ø Walton
- Ø Jim Hill
- Ø Forest Hill
- Ø Provine

Boyd Elementary School

Ø Restroom Renovations




Lake Elementary School

Ø Restroom Renovations



Smith Elementary School

Ø Restroom Renovations





Raines Elementary School

Ø Restroom Renovations



Walton Elementary School

Ø Restroom Renovations




Jim Hill High School

Library Renovation





Forest Hill High School

Performing Arts Spaces




Hughes Field

Demolition Phase



Newell Field



Amount Expended
34,790,268.29
49.46%

Amount Encumbered
26,664,557.51
37.90%

Bond Financial Update as of October 1, 2021

SCHOOL/SITE	{A} Budget	{B} Expenditures	{C} Encumbered	D = {A - B - C} Budget Balance
Bailey	1,953,311.00	181,527.11	1,771,783.89	-
Baker	228,685.80	13,381.89	213,243.11	2,060.80
Bates	270,000.00	28,910.00	2,890.00	238,200.00
Blackburn	540,171.00	68,295.05	229,417.95	242,458.00
Boyd	437,000.00	386,079.05	39,252.71	11,668.24
Brinkley	1,163,329.00	239,104.28	862,112.72	62,112.00
Callaway	8,221,289.29	7,666,429.08	554,860.21	-
Capital City	778,113.93			

JACKSON PUBLIC SCHOOLS 2018 BOND FUND SCHEDULE OF BUDGET BALANCES

	{A}	{B}	{C}	D={A-B-C}
SCHOOL/SITE	Budget	Expenditures	Encumbered	Budget Balance
Key	134,113.90	100,392.03	33,721.87	-
Kirksey	139,000.00	7,204.38	25,995.62	105,800.00
Lake	480,000.00	83,604.10	361,955.90	34,440.00
Lanier	3,077,405.97	1,875,929.90	1,137,124.92	64,351.15
Lee	449,415.00	288,756.65	160,658.35	-
Lester	203,500.00	27,420.00	157,800.00	18,280.00
Marshall	533,122.00	294,871.56	230,611.18	7,639.26
McLeod	510,000.00	27,980.00	7,020.00	475,000.00
McWillie	150,000.00	30,143.60	4,885.00	114,971.40
Morrison	10,000.00	8,130.22	-	1,869.78
Murrah	2,765,447.64	1,920,344.84	427,562.89	417,539.91
North Jackson	775,654.79	124,683.85	649,761.22	1,209.72
Northwest	1,226,000.00	554,671.61	428,444.65	242,883.74
Oak Forest	943,332.72	488,504.09	452,729.76	2,098.87
Obama Magnet	118,284.29	106,378.66	2,593.93	9,311.70
Pecan Park	530,000.00	189,336.96	129,788.04	210,875.00
Peeples	481,116.27	34,239.18	213,260.82	233,616.27
Powell	1,233,600.73	334,684.78	840,355.95	58,560.00
Power APAC	802,689.00	33,396.00	89,004.00	680,289.00
Provine	2,807,947.07	1,890,685.68	498,603.52	418,657.87
Raines	1,100,000.00	61,701.08	805,298.92	233,000.00
Rowan	200,000.00	1,600.00	-	198,400.00

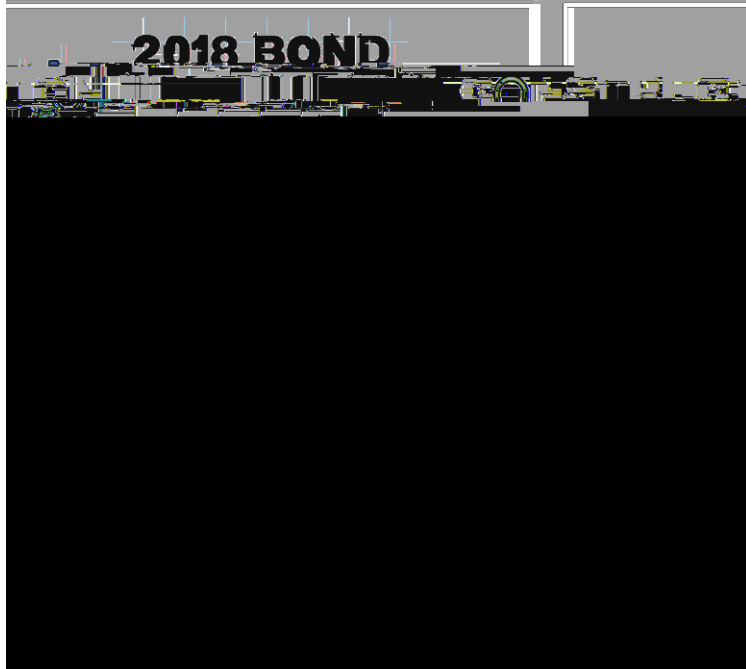
SCHOOL/SITE	{A} Budget	{B} Expenditures	{C} Encumbered	D={A-B-C} Budget Balance
Smith	408,000.00	148,125.74	253,874.26	6,000.00
Spann	430,000.00	148,083.86	250.00	281,666.14
Sykes	341,000.00	59,095.78	276,904.22	5,000.00
Timberlawn	142,000.00	91,965.00	-	50,035.00
Van Winkle	392,532.08	391,387.23	-	1,144.85
Walton	472,845.51	151,417.59	321,427.92	-
Watkins	20,280.00	14,520.00	5,760.00	-
Whitten	2,337,547.00	1,241,063.82	1,094,083.18	2,400.00
Wilkins	521,114.33	453,995.90	67,118.43	-
Wingfield	2,205,138.38	1,571,702.94	259,194.05	374,241.39
Newell Field	400,000.00	47,400.00	352,600.00	-
Baseball/Softball Complex	1,000,000.00	28,857.30	51,142.70	920,000.00
Hughes Field	7,179,790.00	459,013.25	6,720,776.75	-
North Jackson Field	800,000.00	80,774.87	74,572.78	644,652.35
South Jackson Field	578,031.00	430,567.38	147,463.62	-
Project Management Support	496,102.63	176,719.40		

Projected Board Action Timeline

Completed Schools

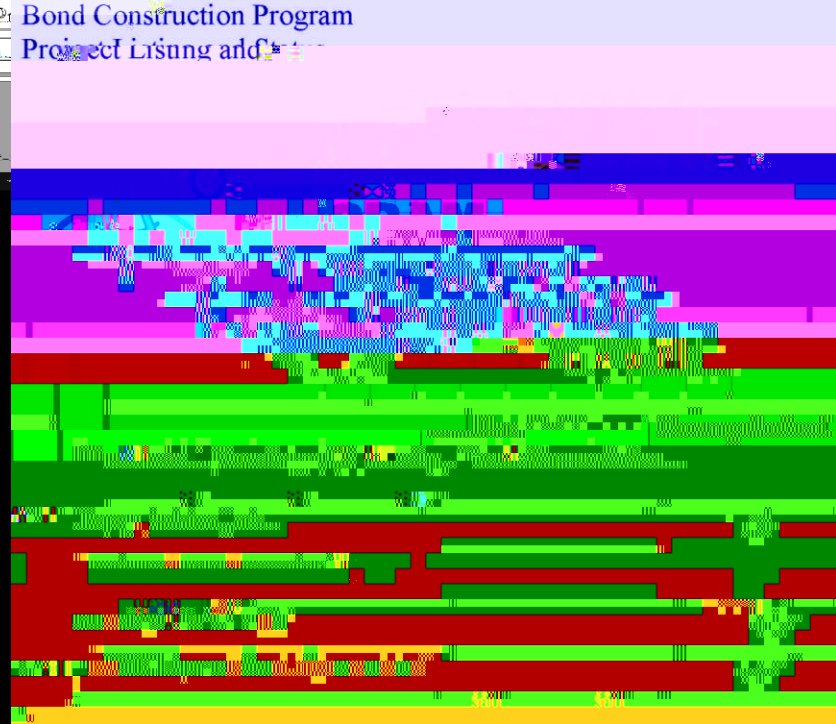
Lee Elementary School

Bond Construction Program
Project Listing and



Olama Magnet Elementary School



Bond Construction Program
Project Listing and





Timberlawn Elementary School



Completed Schools





Thank You

We Welcome Any Questions